





snom 870

Quick Start User Guide



Making Calls:

- Enter the number on the alphanumeric keypad and pick up the handset or
- Pick up the handset, enter the number, ✓ or
- , enter the number, ✓



Accepting Calls:

- With handset: pick up the handset
- With a headset : Press ✓ or blinking line key
- With the speakerphone: Press 


Putting calls on Hold:

- Press . The LED starts to blink slowly, Press  again to resume the call.

Attended Transfer:

- Put the call on hold  > Dial the number that you wish to transfer the call to > if the third party wishes to accept the call, Press  and ✓

Voice Mail:

- The message waiting light will flash red to indicate that a new message(s) is waiting. When you lift the handset Stuttering Dial Tone is played. To listen to voice messages dial your extension with 8 in front or you may press the  button.

Need help?

Phone: 1300 487 464 or 999 FREE from your itrinity handset!

To better assist you, please have ready:

1. Your itrinity account number or itrinity telephone number
2. The make and model of your modem/router